



HESS CORPORATION

2017 Annual Meeting of Stockholders

Forward-looking statements and other information



This presentation contains projections and other forward-looking statements within the meaning of Section 27A of the Securities Act of 1933 and Section 21E of the Securities Exchange Act of 1934. These projections and statements reflect the company's current views with respect to future events and financial performance.

No assurances can be given, however, that these events will occur or that these projections will be achieved, and actual results could differ materially from those projected as a result of certain risk factors. A discussion of these risk factors is included in the company's periodic reports filed with the Securities and Exchange Commission.

We use certain terms in this presentation relating to reserves other than proved, such as unproved resources. Investors are urged to consider closely the disclosure relating to proved reserves in Hess' Form 10-K, File No. 1-1204, available from Hess Corporation, 1185 Avenue of the Americas, New York, New York 10036 c/o Corporate Secretary and on our website at www.hess.com. You can also obtain this form from the SEC on the EDGAR system.

This presentation includes certain non-GAAP financial measures, including Net Debt. Non-GAAP financial measures such as Net Debt should be considered only as supplemental to, and not as superior to, financial measures prepared in accordance with GAAP. Please refer to the Appendix of this presentation for a reconciliation of the non-GAAP financial measures included in this presentation to the most directly comparable financial measures prepared in accordance with GAAP.



John Hess
Chief Executive Officer

Positioned for Long Term, Value Driven Growth

Significant Value-Driven Growth Engines

- **Bakken set to resume growth trajectory**
 - Industry leading position – increase rig count from 2 to 6 in 2017
 - Growth trajectory from ~100 to 175 MBOED
- **North Malay Basin and Stampede add ~35 MBOED by 2018**
- **World-class oil discoveries offshore Guyana**
 - Gross recoverable volumes for Liza & Payara ~1.4 - 2.0 BBOE
 - Mid 2017 Liza Phase 1 sanction – 120 MBOD FPSO
 - Progressing additional phases of development
- **Significant future exploration potential**

Focused Portfolio, Balanced for Risk and Leveraged to Oil Prices

- **Positioned for a decade of reserve and production growth**
- **Attractive mix of short and long cycle opportunities**
 - Linked to top quartile operating capabilities
- **Strong leverage to recovery in oil prices**

Financial Strength and Flexibility

- **Resilient balance sheet and liquidity position**
 - \$2.7 billion of cash & total liquidity of \$7.2 billion
 - 2017 E&P capital & exploratory budget of \$2.25 billion
- **Goal to deliver cash generative growth over cycle**

Increasing production momentum with lower costs and improving returns

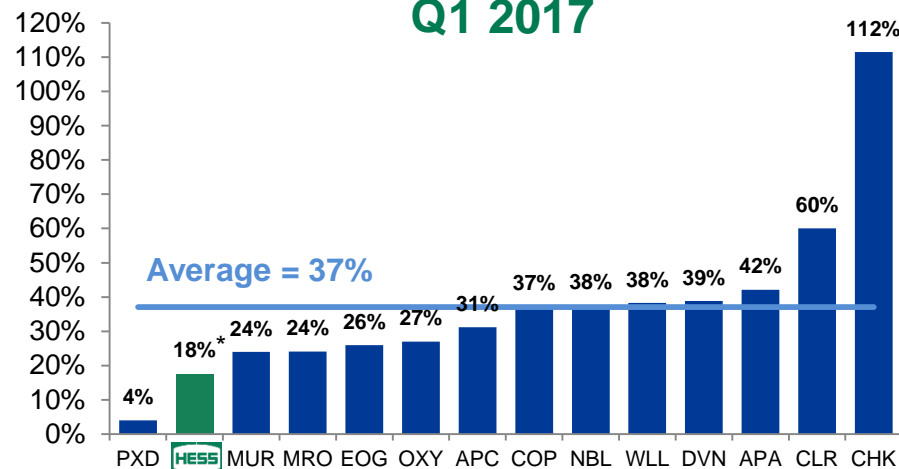
One of the Strongest Balance Sheets

And liquidity positions among E&P Peers



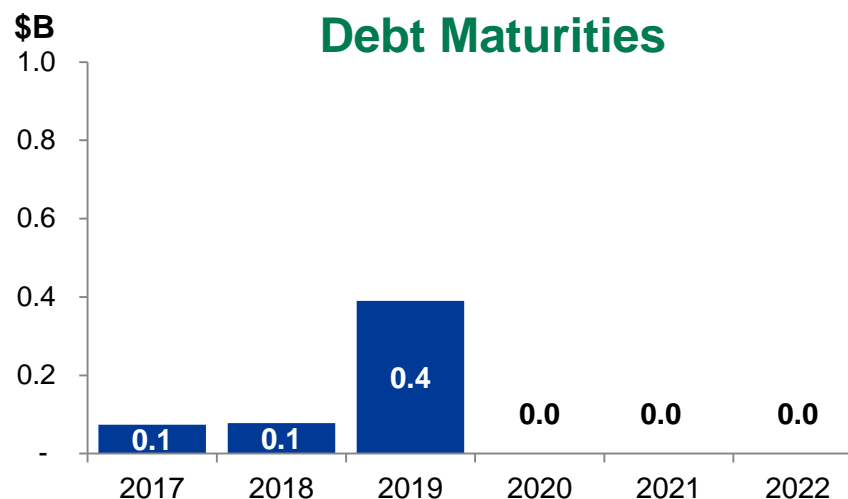
- **\$7.2 B of Liquidity (at 3/31/17)**
 - \$2.7 B Cash
 - \$4.0 B Unused Revolver
 - \$0.5 B Unused Committed Lines
- **Net Debt-to-Capitalization ratio of approximately 18%***
- **No Significant Near-Term Debt Maturities**
- **2017 E&P Capital & Exploratory Spend of \$2.25 B**
 - ~70% focused on growth projects

Peer Net Debt-to-Capital Ratio Q1 2017



*Excluding Hess Infrastructure Partners

Debt Maturities



Source: Company filings

* Excludes Hess Infrastructure Partners. See appendix for reconciliation.

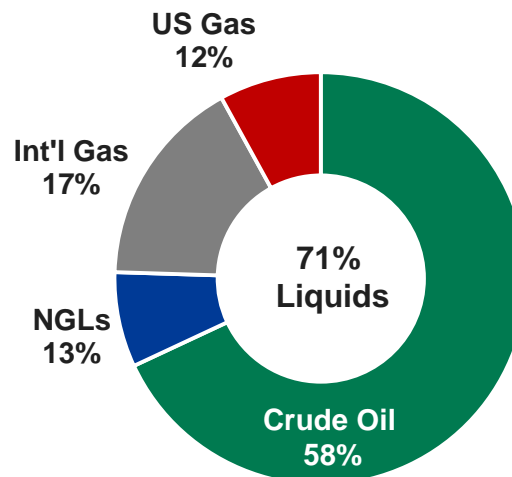
Focused Resilient Portfolio

Strong leverage to recovery in oil prices

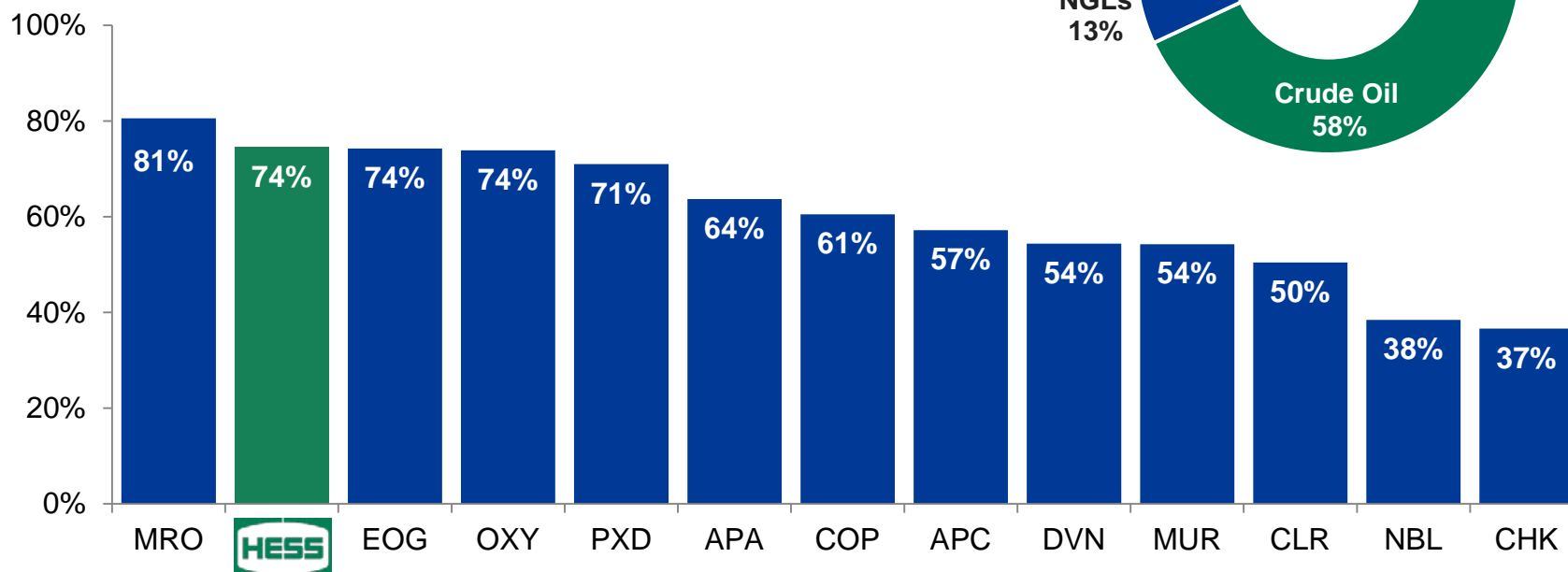


***Each \$1 change in oil prices
impacts annual after tax cash flow
by approximately \$70 million***

2017 Forecast Hess Production



Liquids % of YE 2016 Reserves





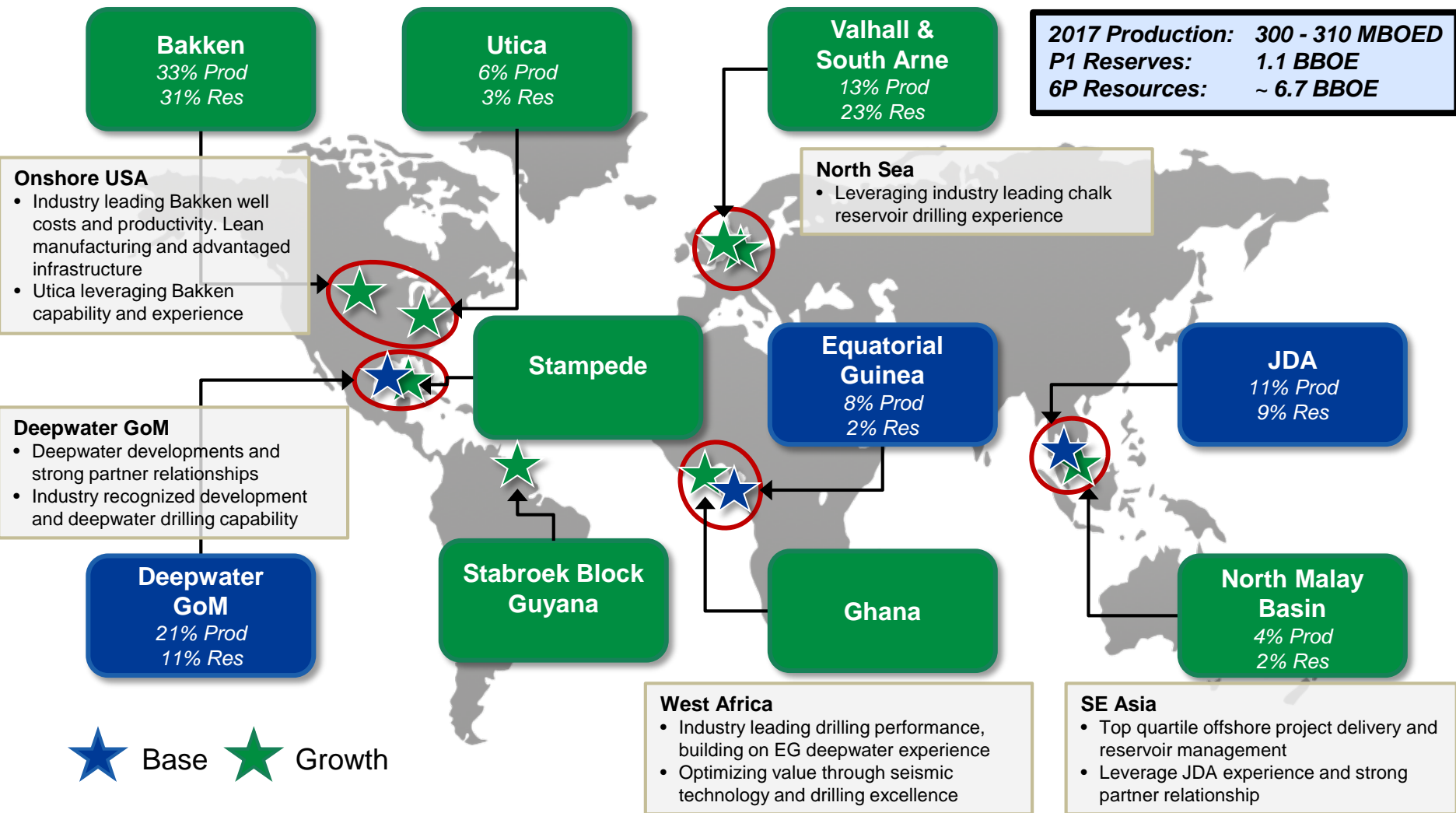
Greg Hill
President and Chief Operating Officer

Focused Resilient Portfolio

Linked by operating capabilities



2017 Production: 300 - 310 MBOED
P1 Reserves: 1.1 BBOE
6P Resources: ~ 6.7 BBOE



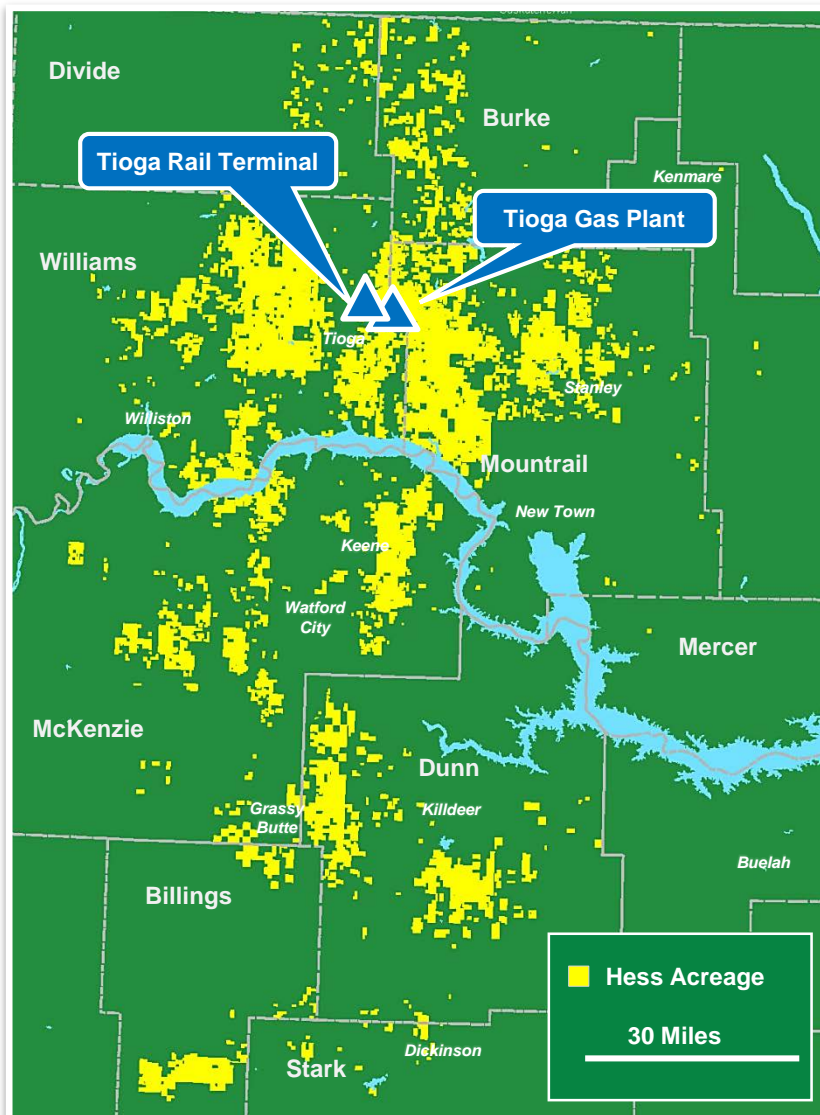
Located in areas where Hess is competitively advantaged

Net Production: 2017 assumes zero contribution from Libya

Reserves: 2016 Year End Proven, includes Libya

One of the Best Positions in the Bakken

Competitively advantaged, utilizing Lean manufacturing process



• Strategic / Portfolio Context

- Industry leading acreage position in the core of the Middle Bakken and Three Forks
- Focus on efficiencies via Lean Manufacturing principles, to increase DSU value
- Advantaged infrastructure enhances netbacks

• Asset Details

- ~556,000 net acres; Hess ~75% WI, operator
- 2017 net production 95-105 MBOED
- Growth trajectory to ~175 MBOED
- Net Estimated Ultimate Recovery ~1.7 BBOE
 - 1.5 BBOE yet to produce
- >2,850 future operated drilling locations
- 2017 IP90s: 700 - 750 BOPD
- Plan to increase rig count to 6 by YE 2017
- 2017 Bakken E&P Capex: ~\$675 MM

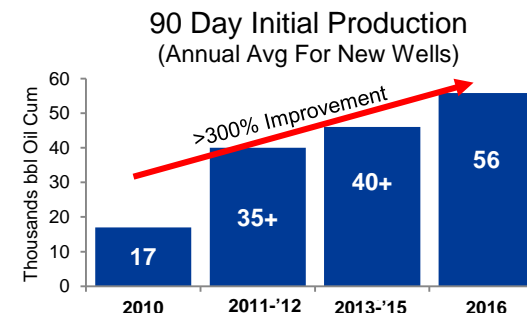
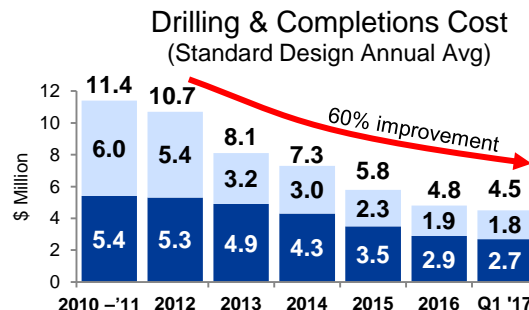
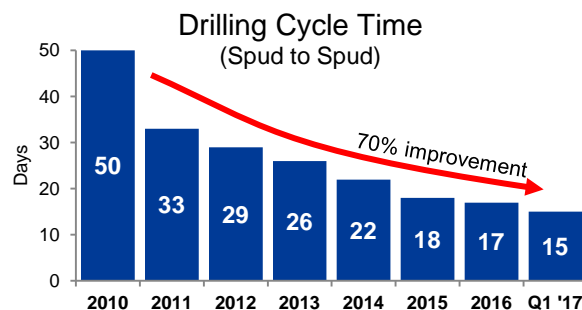
Major contributor to future reserve and production growth

One of the Best Positions in the Bakken

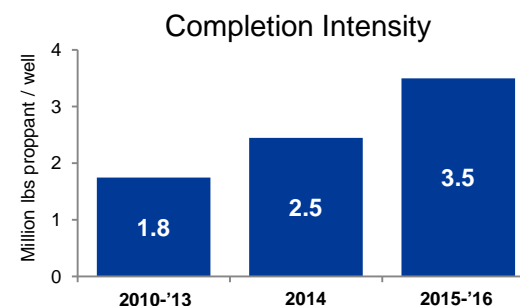
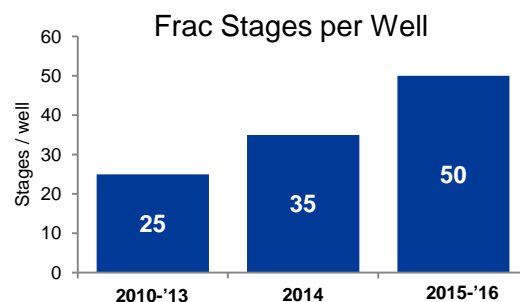
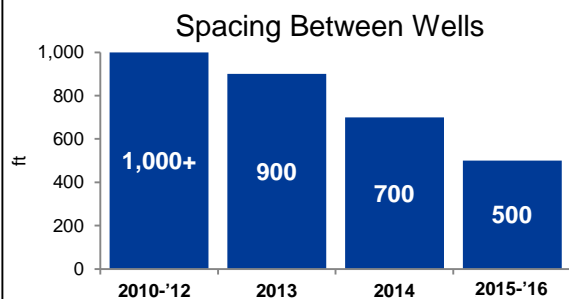
Maximizing DSU Value via Lean Principles and Innovation...



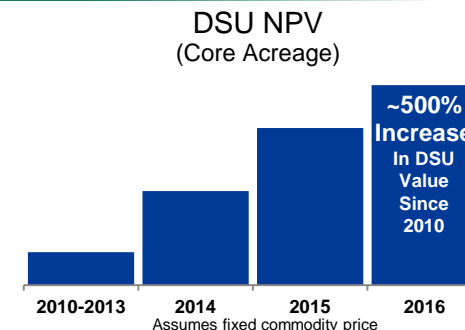
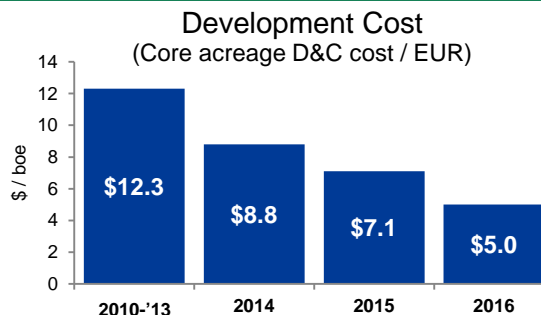
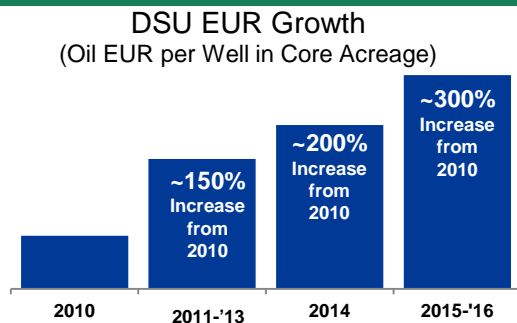
LEAN PRINCIPLES: Continuous Improvement



INNOVATION: Optimize the DSU



STRONG RETURNS: Increased Recovery and Value

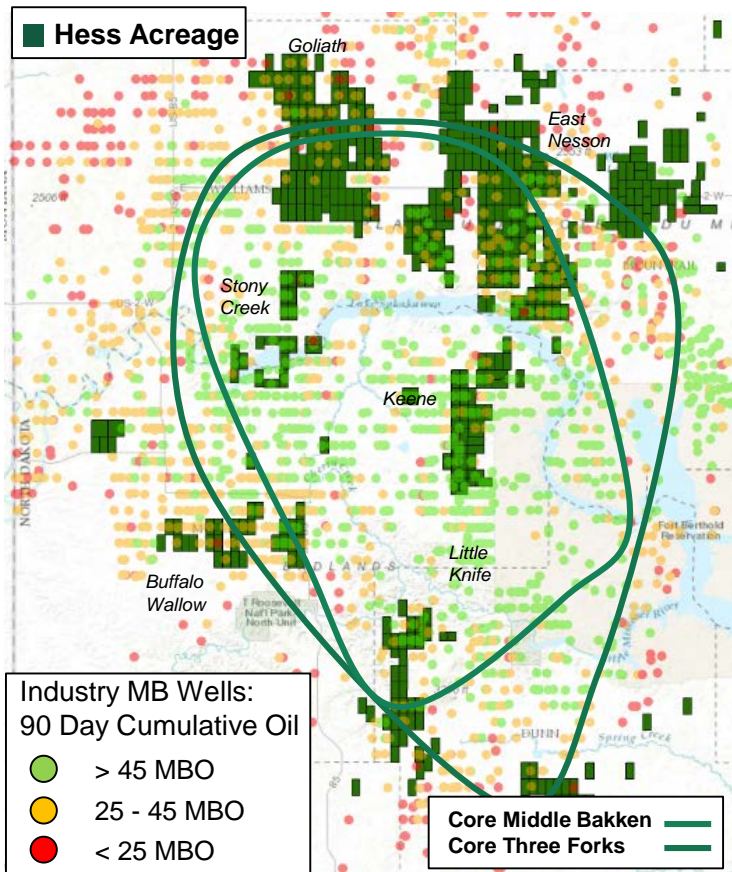


One of the Best Positions in the Bakken

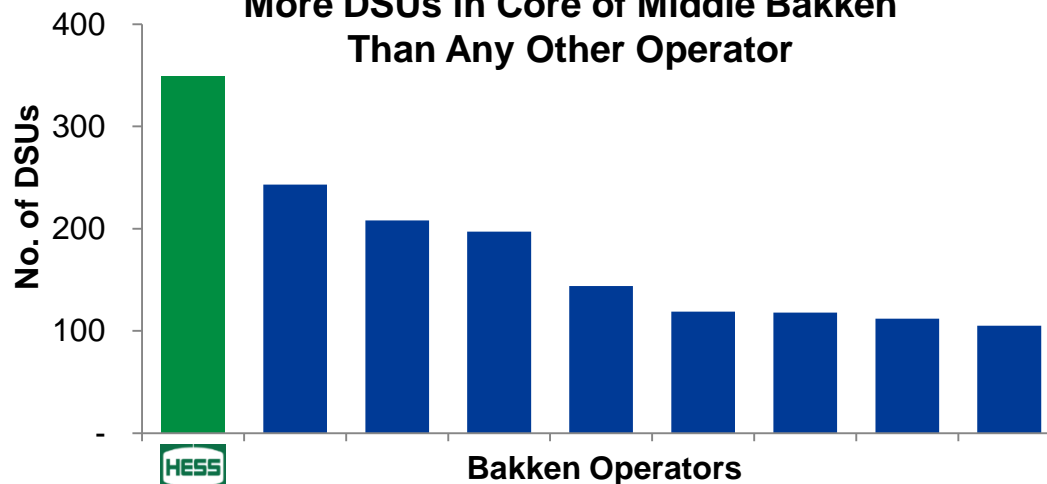
Material position in the core of the play



30+ Stage Wells Since 2012

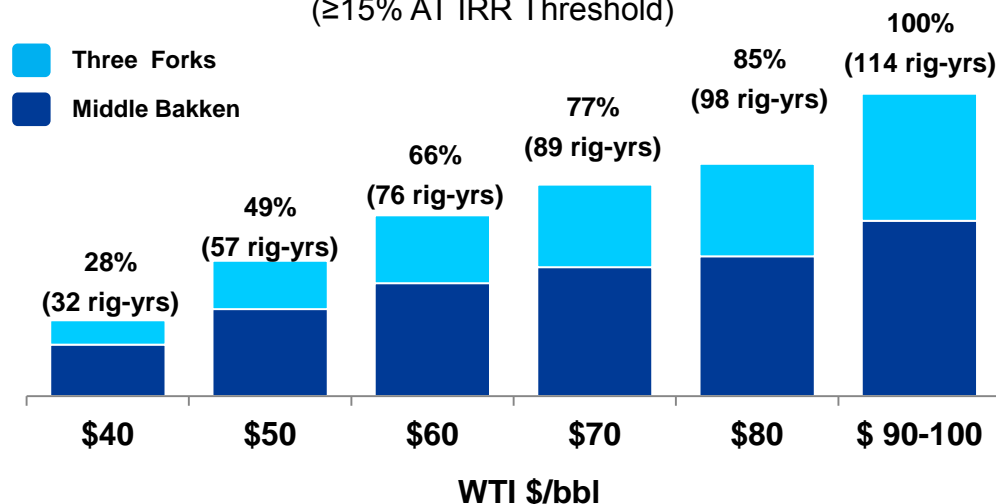


More DSUs in Core of Middle Bakken Than Any Other Operator



>2,850 Future¹ Operated Drilling Locations

% of Total Inventory & Implied Rig-Years vs WTI Price (≥15% AT IRR Threshold)



DSU: 1,280 acre Drilling Spacing Unit
Source: NDIC and Hess analysis

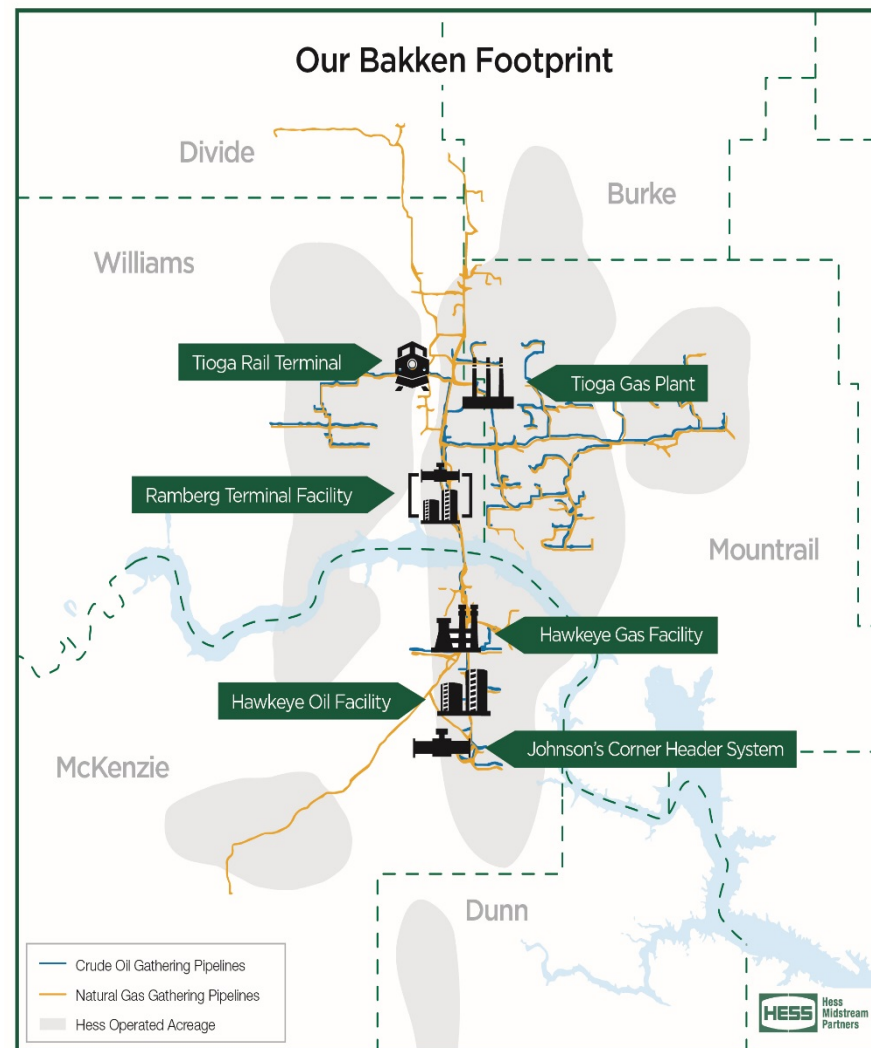
¹PF Jan 2017, assumes 25 wells/rig-year

Unlocking Value in the Midstream Segment

Successful IPO of HESM with built-in asset drop-downs



- **Upsized IPO of HESM with proceeds of ~\$175 MM net to Hess Corporation**
- **HESM highlights:**
 - Strategically advantaged asset base
 - 100% fee-based contracts with MVCs, inflation escalators and fee redeterminations
 - Significant embedded growth
 - Premier sponsorship with track record of execution
- **Transaction highlights value while Hess retains operational control**
- **HESM accounts for 20% of the Hess Infrastructure Partners (HIP) JV assets; remaining 80% available for future monetization**



Successful HESM IPO highlights midstream value

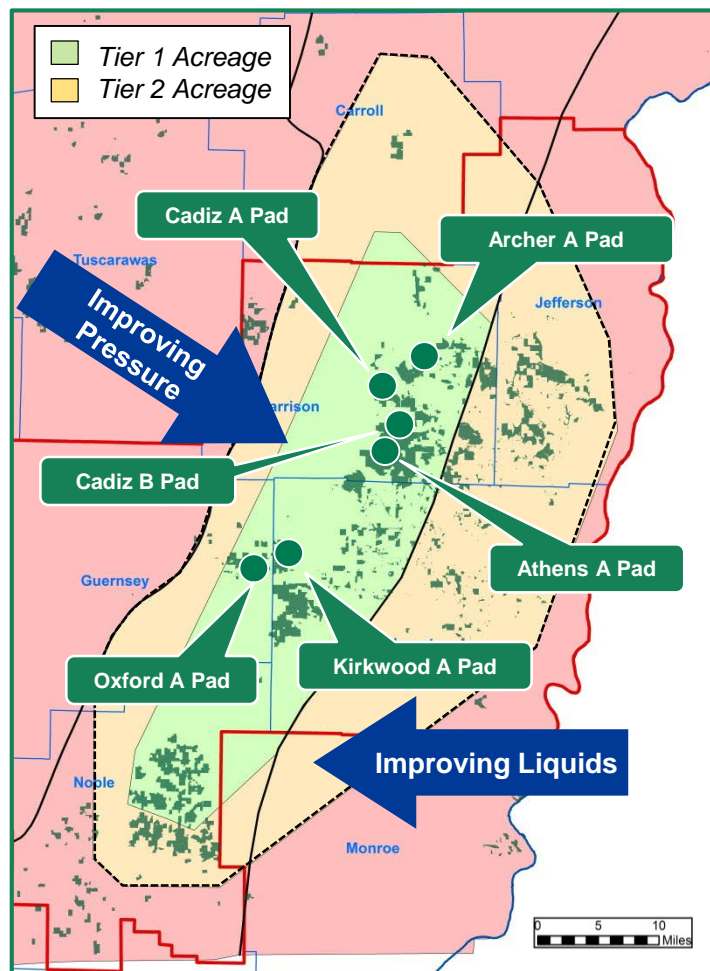
Utica: Material Position in the Wet Gas Window



Acreage in play sweet spot with high NRI

JV Acreage

Optimum Mix of Pressure and Liquid Content



• Strategic / Portfolio Context

- Wells highly productive, high liquids content
- Leveraging Bakken capabilities to maximize efficiency
- Drilling costs per foot reduced by ~75% and completion costs per foot by ~50% since inception

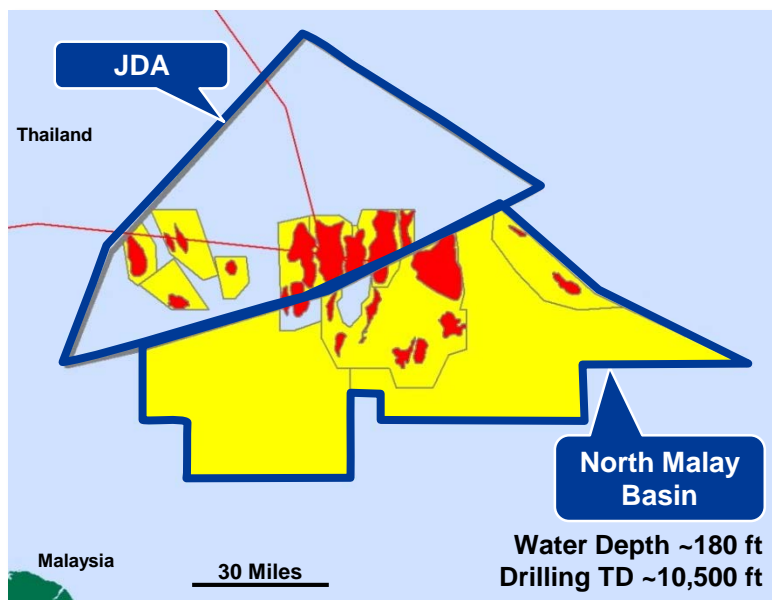
• Asset Details

- 50% WI; 95% gross NRI
- 45,000 net acres
- 2017 net production 15-20 MBOED
- Drilling pause until natural gas and NGL price realizations improve
- 2017 capex ~\$25 MM

Core position in prolific Utica Shale play

Malaysia Gas: North Malay Basin & JDA

Long term production and cash flow



• Strategic / Portfolio Context

- Low cost, long life gas reserves with oil linked pricing
- NMB leverages JDA development capabilities and strong Petronas relationship
- Growing pipeline supply/demand gap

• Asset Details: NMB

- Low risk development of 9 discoveries
- Full Field Development completion 3Q17; net production up to ~165 MMCFD
- 2017 net production ~80 MMSCFED
- 2017 capex ~\$275 MM

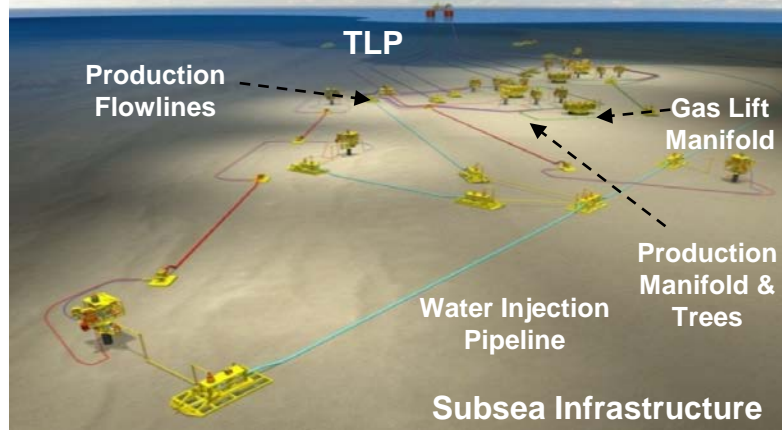
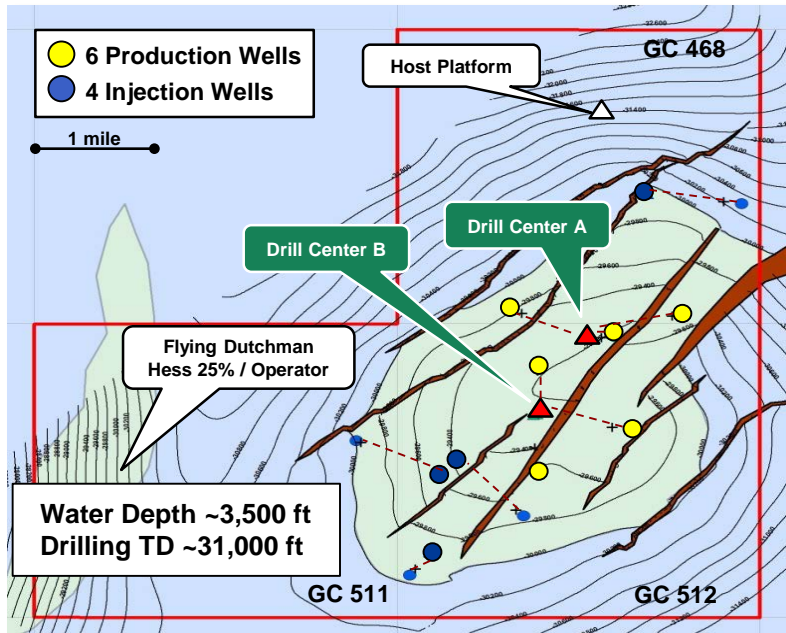
• Asset Details: JDA

- Stable production; free cash flow
- 2017 net production ~210 MMSCFED
- 2017 capex ~\$30 MM



Deepwater Gulf of Mexico: Stampede

Leverages proven deepwater capability



• Strategic / Portfolio Context

- Significant contribution to 2018+ growth
- One of the largest undeveloped fields in GoM (300 - 350 MMBOE gross recoverable)

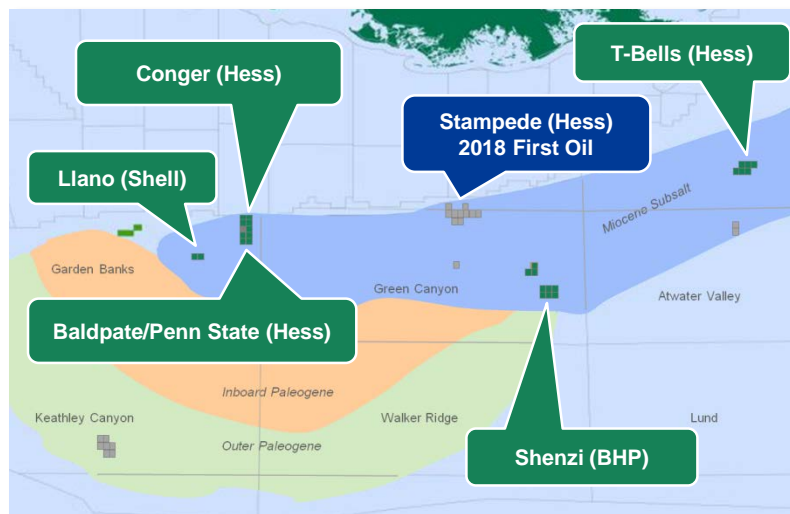
• Asset Details

- 25% WI, operator
- Commenced drilling in 2016
- Plan to install TLP and topsides on location and complete subsea-installation in 2017
- First oil 2018; net production ~15 MBOED
- Mature captured near field exploitation opportunities
- 2017 capex ~\$425 MM

Adds ~15 MBOED production and becomes a long term cash generator in 2018

Deepwater Gulf of Mexico

Stable production with low cash costs and strong cash flow



• Strategic / Portfolio Context

- Leverages proven deepwater capability
- Inventory of high return infill drilling opportunities around existing hubs

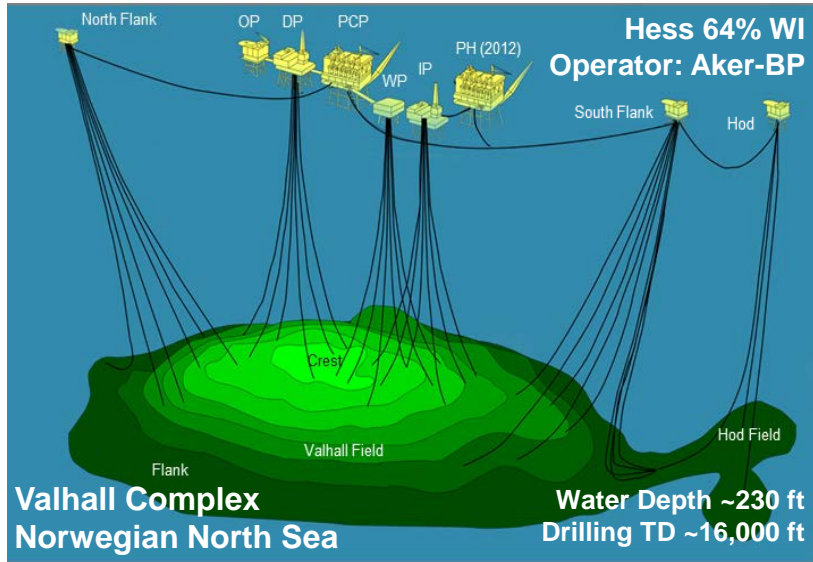
• Asset Details

- Commenced water injection and drilled fifth producer at Tubular Bells in 2016
- New Penn State well planned to be brought on line in 3Q17
- Stampede development on track for first oil in 2018
- 2017 net production ~65 MBOED
- 2017 capex ~\$165 MM (ex Stampede)

Leveraging proven deepwater capabilities and strong partnerships to deliver profitable growth

North Sea Chalk: Valhall & South Arne

Long life oil assets with running room




• Strategic / Portfolio Context

- Underdeveloped chalk reservoirs; significant remaining upside
- Multi year drilling inventory
- Leveraging expertise in horizontal, managed pressure drilling in chalk reservoirs

• Asset Details: Valhall

- 2017 net production 25 - 30 MBOED
- Resumed drilling from platform rig 1Q17
- 2017 capex ~\$125 MM



• Asset Details: South Arne

- 2017 net production 10-15 MBOED
- Further infill drilling potential identified with new 4D Ocean Bottom Seismic
- 2017 capex ~\$35 MM

Significant Value Driven Growth Engines



Bakken

- 1.7 BBOE net EUR
- >2,850 future drilling locations

North Malay Basin

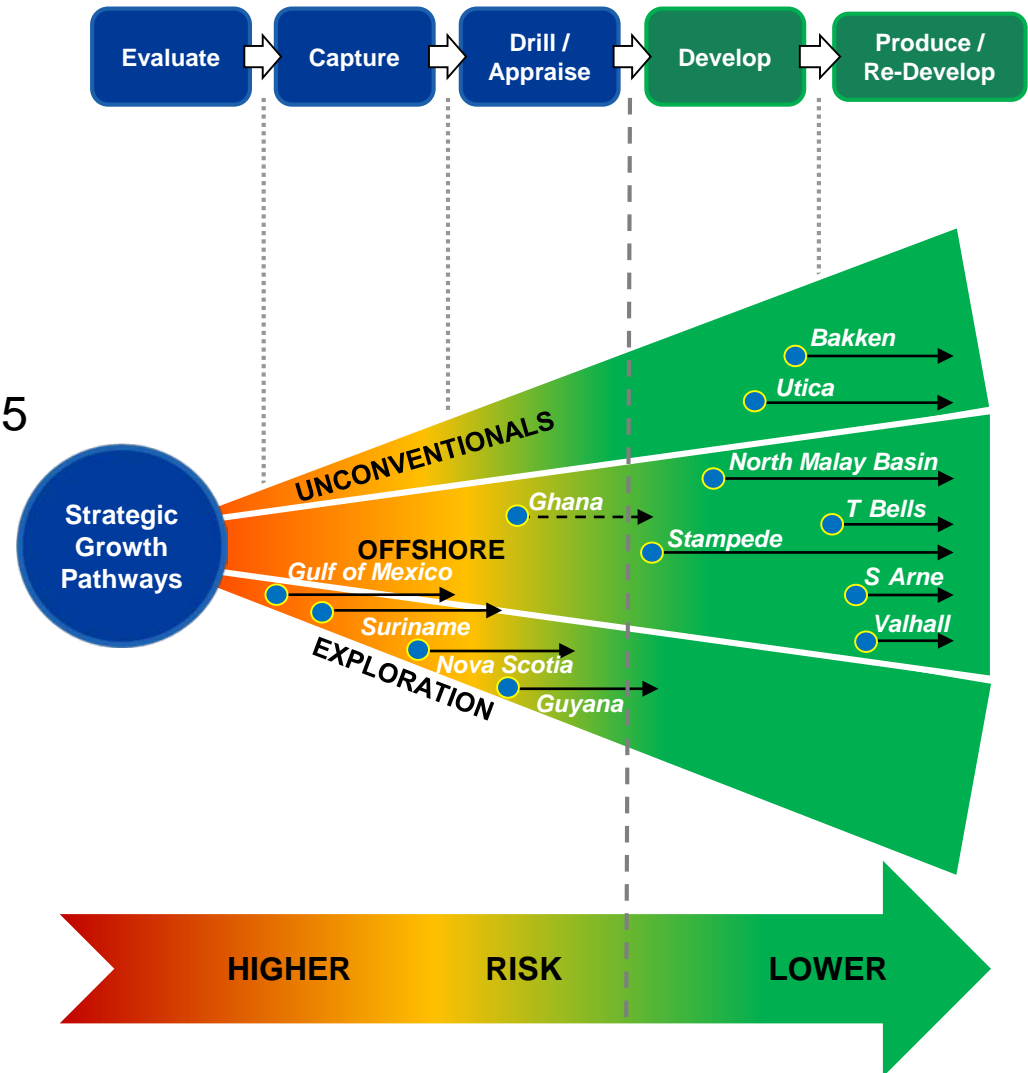
- Full field development underway
- Net production to quadruple to 165 MMSCFED by late 2017

Stampede

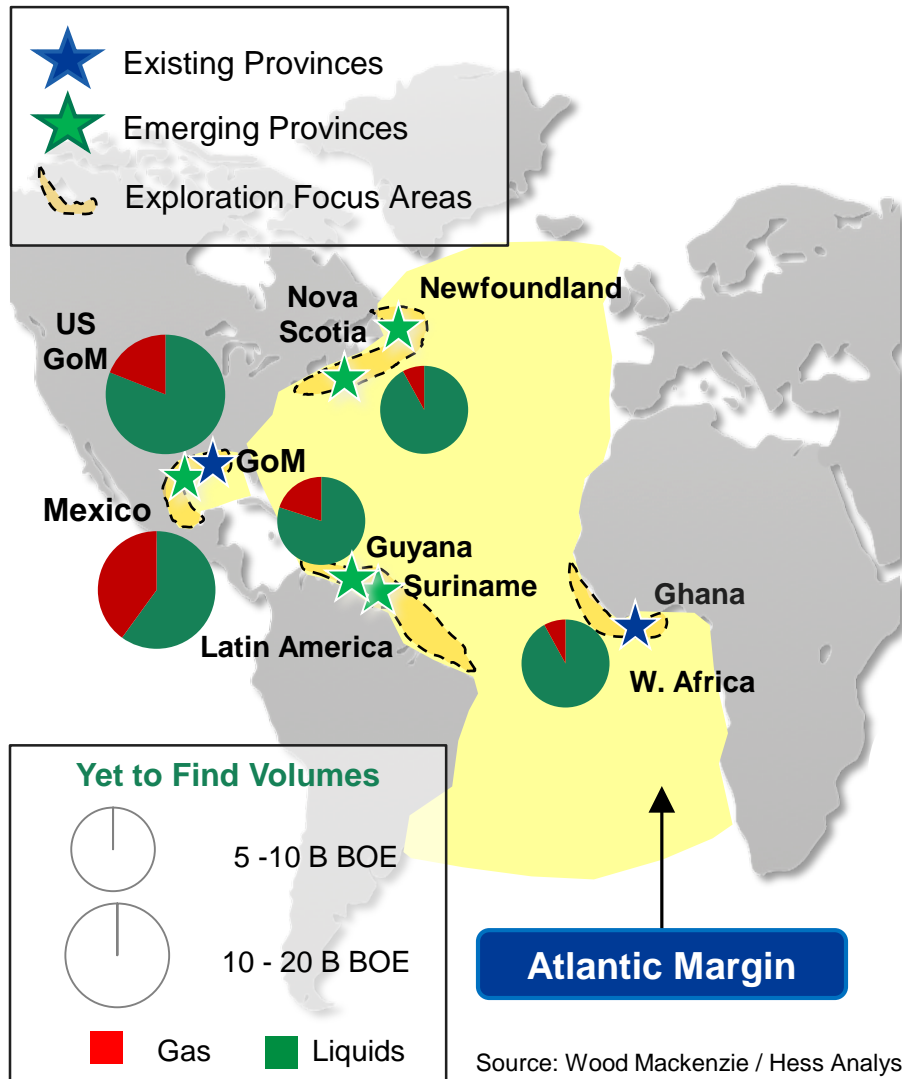
- First oil targeted in 2018
- Net production ~15 MBOED

Guyana

- World class oil discovery offshore Guyana
- One of largest discoveries in the past decade; ~1.4-2.0 BBOE gross



Exploration Drives Long Term Growth & Value

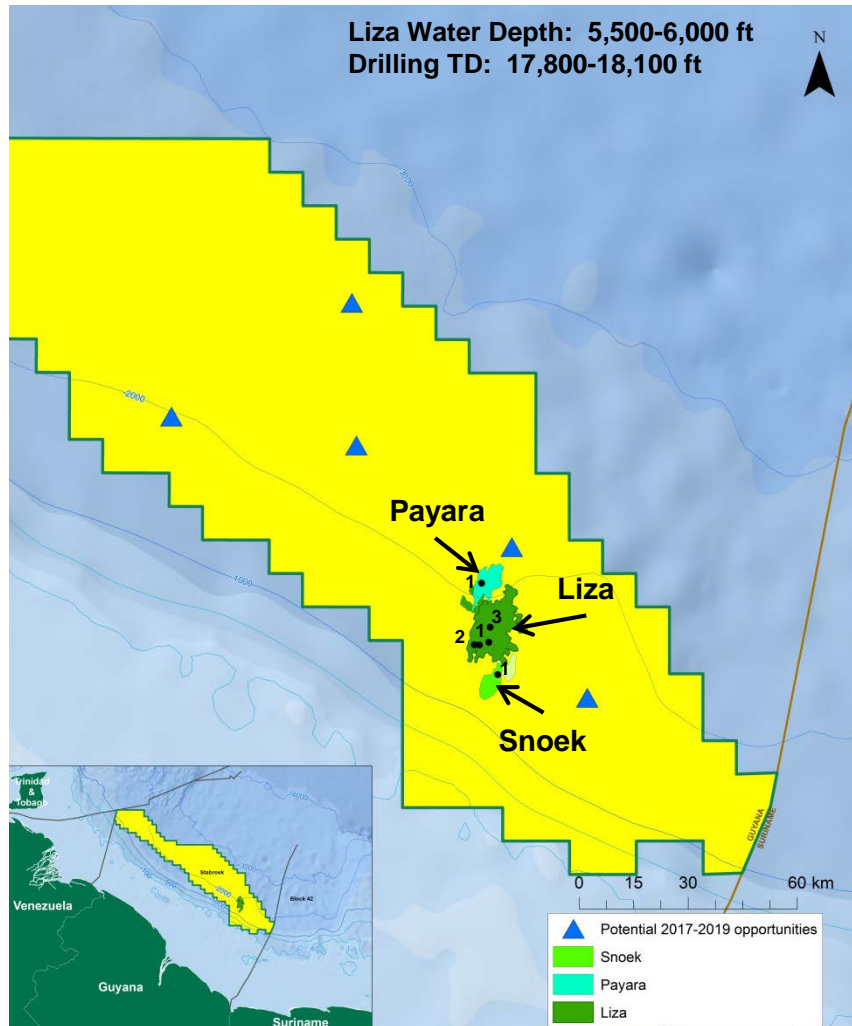


- **Focused strategy to deliver material long term value**
- **Exploration themes:**
 - **Focused:** In basins we understand and that leverage our capabilities
 - **Balanced:** Between both proven and emerging areas
 - **Impactful:** Materiality and running room
 - **Value driven:** Through working interest management, liquids rich areas and attractive fiscal terms
- **Goals**
 - Add 600 - 700 MMBOE resources over 5 years
 - Achieve <\$20 / BOE F&D cost

Early access to large oil resources at low costs

Stabroek Guyana: World-Class Emerging Play

Major oil discoveries, continuing exploration program



• Strategic / Portfolio Context

- 6.6 million acres ~1,150 GoM blocks
- Four oil discoveries to date - Liza, Payara, Liza Deep, and Snoek
- Exceptional reservoir quality, low development costs
- ~1.4 - 2.0 billion BOE gross recoverable resource for Liza & Payara
- Liza-4 appraisal well to test high side of range; spud March 31, 2017
- Significant exploration potential in multiple prospects & play types

• Forward Plan

- Continuing appraisal of Liza area and exploration of Stabroek block


• Asset Details

- Hess 30% WI, operated by Esso E&P Guyana Ltd

Continued exploration and appraisal of a material emerging deepwater play

Offshore Guyana: Liza Area Development

Fast track first production by 2020, advancing additional phases

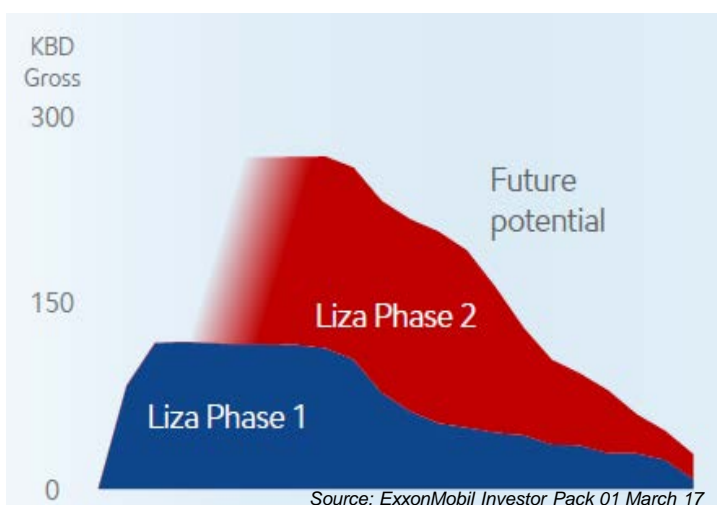


• Strategic Context

- Gross recoverable resource for Liza & Payara ~1.4 - 2.0 billion BOE
- Exceptional quality reservoir; high quality oil
- Phase 1 provides attractive returns at \$40/bbl
- Repeatable, multi-phase development
- Positioned to capture favorable market cost and schedule opportunities

• Forward Plan

- Liza declaration of commerciality made
- Phase 1 ~120 MBOD gross
- Sanction mid 2017, first oil by 2020, 5 years from initial discovery
- Continuing appraisal drill-out of Liza area
- Provides basis for additional standard-design FPSOs



Growing inventory of material discoveries, strong economics at low prices



John Hess
Chief Executive Officer

- **Significant Value Driven Growth Engines**
- **Focused Portfolio, Balanced for Risk and Leveraged to Oil Prices**
- **Financial Strength and Flexibility**

Appendix

Reconciliations of Non-GAAP Measures



Net Debt to Capitalization Ratio

	March 31, 2017	
<i>(in millions)</i>	Hess Consolidated	Hess Pro forma*
Total debt	\$6,785	\$6,054
Less: cash and cash equivalents	\$2,686	\$2,684
Net debt	\$4,099	\$3,370
Total debt	\$6,785	\$6,054
Add: Stockholders' Equity	\$15,233	\$13,063
Capitalization	\$22,018	\$19,117
Net Debt to Capitalization Ratio	19%	18%

* Excludes Hess Infrastructure Partners.

